



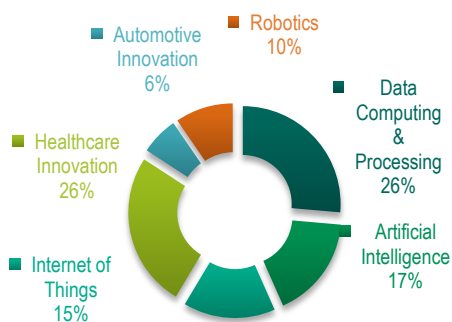
NASDAQ YEWNO GLOBAL INNOVATIVE TECHNOLOGIES ER INDEX

MARKETING COMMUNICATION PRODUCED FOR INFORMATION PURPOSES AND FOR THE EXCLUSIVE USE OF PROFESSIONAL CLIENTS | OCTOBER 2021

WHY INVEST IN THE INDEX?

The **Nasdaq Yewno Innovative Technologies Index** is a rules based Index aiming to generate positive returns by providing exposure to **100 stocks of leading companies** that are positioned at the forefront of innovation in the world by **investing extensively in 6 innovative fields**

INDEX COMPOSITION



EXAMPLES OF INDEX COMPOSITION

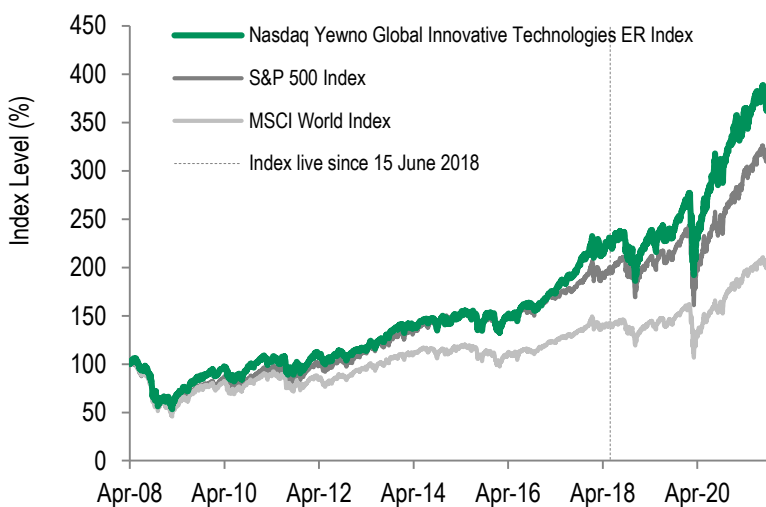
- **Microsoft Corp, Apple Inc., Amazon.Com Inc** in the Data computing and Processing theme belong to the **top 10 organizations** which received the most patent grants from the USPTO in 2019¹.
- In Artificial Intelligence theme, **Samsung Electron Rg**, the world largest active patents holder²-has the **third highest number of AI-related patents in the world with 11,243 AI-related patents**³.
- **VISA, MASTERCARD INC and PAYPAL** are among top creative companies in the Internet of Things theme with patent grants in Mobile payments.
- **Johnson & Johnson's** innovation include ophthalmic devices with electronic elements.
- In the Automotive Innovation theme, **BYD -H-** was on the top 5 companies in the China National rankings with over **2,000 patents** issued domestically and internationally⁴.



« **Those who disrupt their industries change consumer behaviour, alter economics, and transform lives** »

-Heather Simmons - Author of Reinventing Dell

INDEX PERFORMANCE - SIMULATIONS UNTIL 14 JUNE 2018



Apr.13 – Oct. 21	Nasdaq Yewno Innovative Technologies Index	S&P 500 Index	MSCI World Index
Annualised Performance	10.46%	9.25%	5.67%
Annualised Volatility	17.99%	20.68%	17.76%
Sharpe Ratio	0.58	0.45	0.32
Max Drawdown	-49.70%	-52.58%	-55.88%




Sources: BNP Paribas, Bloomberg as of 29 October 2021. Performances of NASDAQ Yewno Global Innovative Technologies ER Index in USD. Simulations from 19 April 2013 to 14 June 2018, historical data thereafter. Comparative indices: S&P 500 Index, Bloomberg Code: <SPX Index> and MSCI World Index, Bloomberg Code: <MXWO Index>, rebased using historical data. Simulated or historical past performance is not an indicator of future performance. ¹2019 Patent Rankings and Trends, ificlaims.com. USPTO: US Patent and Trademark Office. ²IFI 250: Largest Global Patent Holders, ificlaims.com as of 02 January 2020. ³AI-related patents from 2008 to 2018 of German market research firm Iplytics. Reuters as of 02 April 2019. ⁴BYD Ranks in Top 5 for Chinese Patents Awarded, en.byd.com as of 01 July 2020.

THE STRATEGY IN A NUTSHELL

METHODOLOGY

-  **Nasdaq Global Index⁵** ~9000 Stocks
-  **Most Innovative Companies from the 25 Technologies Sub-Themes⁶** ~180 Stocks
-  **TOP 100 BY MARKET CAPITALISATION** 100 Stocks

CHARACTERISTICS

-  **Market Cap-Weighted**
With a **minimum weight of 0.25%** for each constituent
-  **Adjusted Return⁷**
A **synthetic dividend of 3%** is subtracted from the net return⁸
-  **Consolidated and Sponsored**
By **Nasdaq**, the owner of Nasdaq Technology Index, the most renowned Benchmark in the world for technologies
-  **Quarterly Rebalancing**
On the third Friday in **January, April, July and October**

Source: BNP Paribas as of August 2020, for illustrative purpose only.

A SMART ACCESS TO THE WORLD OF TECHNOLOGY INNOVATIONS...



ARTIFICIAL INTELLIGENCE

Annual worldwide revenue is expected to grow from \$3.2b in 2016 to **\$89.8b** by 2025.

Tractica research, Q4 2019



ROBOTICS

The **3D printing** market was valued at **\$11.58b** in 2019 and is expected to grow at a CAGR exceeding 14% from 2020 to 2027¹, the **drones market** was valued at **\$5.80b** in 2018 with an anticipated CAGR of 56.5% from 2019 to 2025 while the global **nanotechnology market** should reach **\$90.5b** by 2021².

¹ Grand View Research "3D Printing Market Size & Share" as of February 2020 and "Commercial Drone Market Size" as of June 2019. ²BBC Research as of November 2016.



AUTOMOTIVE INNOVATION

In a high-disruption scenario, the overall automotive market is projected to hit **\$6.7 trillion** by 2030, with **\$1.5 trillion revenues generated from new services** in which almost **30%** will be driven by **emerging technology**.

MCKinsey&Company "Automotive revolution –perspective towards 2030", January 2016



HEALTHCARE INNOVATION

The **Human Augmentation Market** is projected to reach a total market size of **\$206.9b** by 2024, from \$70.9b in 2019¹. The **bioinformatics market** is projected to reach **\$18.233 million** by 2021 from \$6.389 million in 2017².

¹Marketsandmarkets research as of November 2019. ²Allied Market Research as of March 2019.



INTERNET OF THINGS

About **43b** more connected things will be connected by 2023¹. Spending on IoT was \$726.4b in 2019 and is forecast to reach up to **\$1.12 trillion** in 2023².

¹McKinsey & Company "Growing opportunities in the Internet of Things", July 2019. ²idc.com as of June 2019.



DATA COMPUTING & PROCESSING

Worldwide revenues for big data and business analytics was valued at **\$37.34b** in 2018. Revenues will be more than **\$105.08b** by 2027 with a CAGR* of 12.3% from 2019 to 2027.

*Research and Markets "Big data analytics industry report 2020" as of 02 March 2020 *Compound Annual Growth Rate*

... THROUGH YEWNO FINANCE ARTIFICIAL INTELLIGENCE TECHNOLOGY FILTERING

Making use of Yewno's AI-Augmented system, the index analyses the extent to which a company has intellectual property and invests in research and development through their **patent data** linked to **6 innovative technologies** (**Artificial Intelligence**, **Robotics**, **Automotive Innovation**, **Healthcare Innovation**, **Internet of Things** and **Data Computing & Processing**), comprising **25 sub-themes**.

Nasdaq then considers the **Top 25%** companies in each sub-theme, according to Yewno's Pure and Contribution scores, for the next step in the selection process.

- **Pure score:** number of patents in a particular sub-theme as a percent of all patents by a given company;
- **Contribution score:** number of patents identified as part of a sub-theme for a given company as a percent of all patents from all companies for a given sub-theme.

Source: Yewno as of September 2018

Currency	Type of index	Bloomberg code	Reuters code	Launch Date
USD	Adjusted Return	NYGITE Index	. NYGITE	15 June 2018

⁵Nasdaq Global Index or any security listed on Nasdaq, NYSE or NYSE American outside of the Nasdaq Global Index. ⁶Companies that invest the most into innovative technologies, both compared to their other investments and the industry wide investments. ⁷It means that the index will have a lower value than it would have if there was no annual fee. ⁸Net dividends are reinvested in the index.



DISCLAIMER

This communication does not constitute a promotional communication within the meaning of Article 2k) of (EU) Regulation 2017/1129 of the European Parliament and the Council of June 14, 2017. This document is CONFIDENTIAL AND FOR DISCUSSION PURPOSES ONLY and does not constitute an offer or a solicitation to engage in any trading strategy or to purchase or sell any financial instruments or to enter into any transactions. Given its general nature, the information included in this document does not contain all the elements that may be relevant for an investor to make an informed decision in relation to any strategies or financial products or transactions discussed herein. In providing this document, BNP Paribas ("BNPP") gives no financial, legal, tax or any other type of advice to, nor has any fiduciary duties towards, recipients. Certain strategies or potential transactions discussed in this document involve the use of derivatives, which may be complex in nature and may give rise to substantial risks, including the risk of partial or total loss of any investment. The information contained in this document has been obtained from sources believed to be reliable, but BNP Paribas makes no representation, express or implied, that such information, or any opinions based thereon and contained in this document, are accurate or complete. BNP Paribas is further under no obligation to update or keep current the information contained in this document. All figures and examples are provided by way of illustration only. Any proposed investment in a security cannot be fully assessed without full knowledge and understanding of the relevant Final Terms and the Terms and Conditions contained in the relevant Base Prospectus for such Securities (as supplemented from time to time), which are not included in this document. This document is prepared for eligible counterparties and professional clients only and is not intended for, and should not be circulated to or relied upon by, retail clients (as such terms are defined in the Markets in Financial Instruments Directive 2004/39/EC ("MiFID")). BNP Paribas accepts no liability for any direct or consequential losses arising from any action taken in connection with or reliance on the information contained in this document. BNP Paribas London Branch (registered office: 10 Harewood Avenue, London NW1 6AA; tel: [+44 20] 7595 2000; fax: [+44 20] 7595 2555) is lead supervised by the European Central Bank (ECB) and the Autorité de Contrôle Prudentiel et de Résolution (ACPR). BNP Paribas London Branch is authorised by the ECB, the ACPR and the Prudential Regulation Authority and subject to limited regulation by the Financial Conduct Authority and Prudential Regulation Authority. Details about the extent of our authorisation and regulation by the Prudential Regulation Authority, and regulation by the Financial Conduct Authority are available from us on request. BNP Paribas London Branch is registered in England and Wales under no. FC13447. www.bnpparibas.com. The content in this document/communication may contain "Research" as defined under MiFID II unbundling rules. If the document/communication contains Research, it is intended for those firms who are either in scope of the MiFID II unbundling rules and have signed up to one of the BNP Paribas Global Markets Research packages, or firms that are out of scope of the MiFID II unbundling rules and therefore not required to pay for Research under MiFID II. Please note that it is your firm's responsibility to ensure that you do not view or use the Research content in this document if your firm has not signed up to one of the BNP Paribas Global Markets Research packages, except where your firm is out of scope of the MiFID II unbundling rules. © BNP Paribas. All rights reserved.

NASDAQ Yewno Global Innovative Technologies ER Index is registered trademark of NASDAQ, Inc. (which with its affiliates is referred to as the "Corporations") and are licensed for use by BNP Paribas. The Product(s) are not issued, endorsed, sold, or promoted by the Corporations. The Product(s) are not issued, endorsed, sold, or promoted by the Corporations. The Corporations make no warranties and bear no liability with respect to the product(s).

